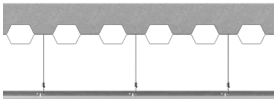
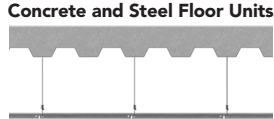



UL Fire Rated Assemblies for Chicago Metallic® Grid Suspension Systems

UL fire resistance ratings are based upon the test method and acceptance criteria in the ANSI/UL263 (ASTM E119) Standard for Fire Tests of Building Construction Materials. Underwriters Laboratories and their Fire Resistance directory should be consulted for complete up-to-date details when specifying a design.

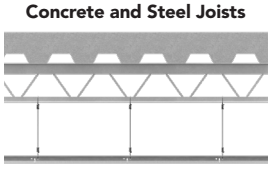
Floor-Ceiling Designs

Description	Design Number	Hourly Rating	Grid Systems	Panel Type
Concrete and Cellular Steel Floor Units 	A212	3R, 3UR, 3UBR	250 / 1250	Mineral Fiber
Concrete and Steel Floor Units 	D209	2R, 1-1/2 UR, 1-1/2 UBR	250, 260, 1250 1260	Mineral Fiber
	D215	1-1/2, 2R, 1-1/2 & 2 UR 1-1/2, 2 & 4 UBR	250, 1250	Mineral Fiber
		1-1/2, 2R, 1-1/2 & 2 UR, 2 UBR	260, 1260	Mineral Fiber
	D216	1, 1-1/2, 2, 3R, UR, & UBR	250, 1250	Mineral Fiber
		2R, UR, & UBR	260, 1260	
		1R, UR, & UBR	4050	
	D218	2, 3R, UR, & UBR	250 / 1250	Mineral Fiber
	D501	2R, 1-1/2 UR, 2 UBR	650	Taped Gypsum
	D502	1-1/2 & 2R, UR & UBR	650	Taped Gypsum
	D503	1 & 2R & UR, 2 UBR	650	Taped Gypsum
D505	2R, 1-1/2 UR, 2UBR	650	Taped Gypsum	
Concrete 	G528	1-1/2R & UR	650	Taped Gypsum
	J201	1-1/2, 2R & UR	250, 260, 1250, 1260	Mineral Fiber

Legend

"R" = Restrained Assembly, "UR" = Unrestrained Assembly, "UBR" - Unrestrained Beam Assembly, "FR" = Finish Rating

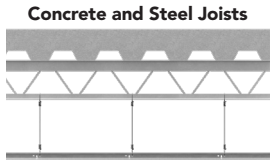

Floor-Ceiling Designs

Description	DesignNumber	Hourly Rating	Grid Systems	Panel Type
 <p>Concrete and Steel Joists</p>	G007	1-1/2, 2R & UR	250, 1250 Concealed	Mineral Fiber
	G008	2R,UR, & UBR	250, 1250 Concealed	Mineral Fiber
	G022	2R,UR, & UBR	250, 1250 Concealed	Mineral Fiber
	G201	1R & UR	250, 260, 1250, 1260, 1280	Mineral Fiber
	G202	2R & UR	250, 1250	Mineral Fiber
	G204	1-1/2, 2 R, UR & UBR	250, 1250	Mineral Fiber
	G208	1, 1-1/2, 2R, UR & UBR	250, 260, 1250, 1260	Mineral Fiber
	G209	2R & UR	250, 260, 1250, 1260	Mineral Fiber
	G210	2R & UR	250, 260, 1250, 1260	Mineral Fiber
	G211	1-1/2, 2, 3R, UR & UBR	250, 1250	Mineral Fiber
		2R & UR	260, 1260	
	G213	1-1/2, 2, 3R, UR & UBR	250, 1250	Mineral Fiber
		2R & UR	260, 1260	
	G214	2R, 1-1/2UR, 2 UBR	250, 260, 1250, 1260	Mineral Fiber
	G215	2R, UR & UBR	250, 260, 1250, 1260	Mineral Fiber
	G216	2R & UR	250, 260, 1250, 1260	Mineral Fiber
	G217	1-1/2, 2R & UR	250, 260, 1250, 1260, 4050	Mineral Fiber
	G218	1, 2R & UR	250, 260, 1250, 1260	Mineral Fiber
	G222	2R, UR & UBR	250, 260, 1250, 1260	Lay-in Gypsum
	G227	2R, 2UR, 3 UBR	250, 1250	Mineral Fiber
	G228	1-1/2, 2R, UR & UBR	250, 260, 1250, 1260	Mineral Fiber
	G229	1-1/2, 2, 3R, UR & UBR	250, 1250	Mineral Fiber
		1-1/2R, UR & UBR	4050	
	G231	1-1/2, 2R,UR & 1-1/2, 3 UBR	250, 1250	Mineral Fiber
	G234	1-1/2, 2R & UR	250, 260, 1250, 1260	Mineral Fiber
	G236	1-1/2, 2R & UR	250, 1250, 4050	Mineral Fiber
	G241	1-1/2, 2R & UR	250, 260, 1250, 1260	Mineral Fiber
	G242	2R & UR	250, 260, 1250, 1260	Mineral Fiber
	G243	1-1/2, 2R, UR & UBR	250, 1250	Mineral Fiber
	G244	1-1/2, 2R & UR, 2 UBR	250, 260, 1250, 1260	Mineral Fiber
G248	2R & UR	250, 260, 1250, 1260	Mineral Fiber	
G250	2R, UR & UBR	250, 260, 1250, 1260	Mineral Fiber	

Legend

"R" = Restrained Assembly, "UR" = Unrestrained Assembly, "UBR" - Unrestrained Beam Assembly, "FR" = Finish Rating

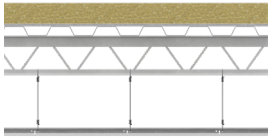
Floor-Ceiling Designs

Description	Design Number	Hourly Rating	Grid Systems	Panel Type
 <p>Concrete and Steel Joists</p>	G255	1, 2R, UR & UBR	250, 260, 1250, 1260	Mineral Fiber
	G256	1, 2, 3 R, UR & UBR	250 / 1250	Mineral Fiber
		2R, UR & UBR	260, 1260	
		1R, UR & UBR	4050	
	G258	2R & UR	250, 260, 1250, 1260	Mineral Fiber
	G259	1-1/2, 2R, UR & UBR	250, 260, 1250, 1260	Lay-in Gypsum
	G262	1, 1-1/2R & UR	4050	Mineral Fiber
	G264	1, 1-1/2R & UR	4550	Mineral Fiber
	G265	2R, UR & UBR	4050	Mineral Fiber
	G523	2, 3R, UR & UBR	650	Taped Gypsum
	G524	1, 1-1/2, 2R, 1, 1-1/2, 2, 3 UR & UBR	650	Taped Gypsum
	G525	2, 3R, UR & UBR	650	Taped Gypsum
	G526	2R, 1-1/2 & 2 UR, 2 UBR	650	Taped Gypsum
	G527	2R & UR, 2 & 3 UBR	650	Taped Gypsum
	G529	2, 3R, UR & UBR	650	Taped Gypsum
	 <p>Wood Joists</p>	L006	1 UR, 12 min. FR	250, 1250
L201		1 UR, 18 min. FR	250, 260, 1250, 1260, 4050	Mineral Fiber
L202		1 UR, 15 min. FR	250, 260, 1250, 1260	Mineral Fiber
L206		1 UR, 17 min. FR	250, 260, 1250, 1260	Mineral Fiber
L208		1-1/2 UR, 13 min. FR	250, 260, 1250, 1260	Mineral Fiber
L209		1 UR, 14 min. FR	250, 260, 1250, 1260	Mineral Fiber
L210		1 UR & UBR, 18 min. FR	250, 260, 1250, 1260	Mineral Fiber
		2 UR, 75 min FR	250, 260, 1250, 1260	Mineral Fiber
L211		2 UR, 75 min FR	650	Taped Gypsum
		1 UR, 17 min. FR	250, 260, 1250, 1260	Mineral Fiber
L212		1 UR, 17 min. FR	250, 260, 1250, 1260	Mineral Fiber
L502		1 UR, 22 min FR	650	Taped Gypsum
L508		1 UR, 29 min FR	650	Taped Gypsum
L513		1 UR, 28 min FR	650	Taped Gypsum
L515		1 UR, 21 min FR	650	Taped Gypsum
L525		1 UR, 21 min FR	650	Taped Gypsum
L526		1 UR, 22 min FR	650	Taped Gypsum
L529	1 UR, 22 min FR	650	Taped Gypsum	

Legend

"R" = Restrained Assembly, "UR" = Unrestrained Assembly, "UBR" - Unrestrained Beam Assembly, "FR" = Finish Rating

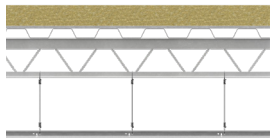
Roof Ceiling Designs

Description	DesignNumber	Hourly Rating	Grid Systems	Panel Type
 <p>Insulation, Steel Deck and Steel Joists</p>	P201	1R, UR, & UBR	250, 260, 1250, 1260	Mineral Fiber
	P202	1R, 3/4 UR, 1 UBR	250, 260, 1250, 1260	Mineral Fiber
	P203	3/4R, UR, & UBR	250, 260, 1250, 1260	Mineral Fiber
	P204	1R, 3/4 UR, 1 UBR	250, 260, 1250, 1260, 4050	Mineral Fiber
	P206	1R, 3/4 UR, 1 UBR	250, 260, 1250, 1260	Mineral Fiber
	P207	1, 1-1/2R, UR, & UBR	250, 260, 1250, 1260	Mineral Fiber
	P210	1R, 3/4 & 1 UR, 1 UBR	250, 260, 1250, 1260	Mineral Fiber
	P211	1R, 1/2 UR	250, 260, 1250, 1260	Mineral Fiber
	P213	1, 1-1/2 R & UR	250, 1250	Mineral Fiber
	P214	1R, UR, & UBR	250, 260, 1250, 1260	Mineral Fiber
	P215	2R & UR	250, 260, 1250, 1260	Mineral Fiber
	P216	1R, 3/4 UR	250, 260, 1250, 1260	Mineral Fiber
	P217	1-1/2 R & UR	250, 260, 1250, 1260	Mineral Fiber
	P219	2R & UR	250, 260, 1250, 1260	Mineral Fiber
	P225	1, 1-1/2 R, UR, & UBR	250, 1250	Mineral Fiber
		1R, UR, & UBR	260, 1260, 4050	
	P227	1, 1-1/2 R & UR	250, 260, 1250, 1260	Mineral Fiber
		1 R & UR	4050	
	P228	1, 1-1/2 R & 1 UR	250, 260, 1250, 1260	Mineral Fiber
	P229	1, 1-1/2 R & UR	250, 260, 1250, 1260	Mineral Fiber
	P230	1, 1-1/2R, UR, & UBR	250, 260, 1250, 1260	Mineral Fiber
	P231	1, 1-1/2R, UR, & UBR	250, 260, 1250, 1260	Mineral Fiber
	P235	1R, UR, & UBR	250, 260, 1250, 1260	Mineral Fiber
	P237	2R, UR, & UBR	250, 260, 1250, 1260	Mineral Fiber
		2R, UR, & UBR	650	Taped Gypsum
	P238	1R, UR, & UBR	250, 260, 1250, 1260	Mineral Fiber
	P239	1-1/2R, UR, & UBR	250, 260, 1250, 1260	Mineral Fiber
		1-1/2R, UR, & UBR	650	Taped Gypsum
	P241	2R & UR	250, 260, 1250, 1284	Mineral Fiber
		2R & UR	650	Taped Gypsum
P242	1-1/2 R & UR	250, 1250	Mineral Fiber	
P244	1R, UR, & UBR	250, 260, 1250, 1260	Mineral Fiber	
P245	1R & UR	250, 260, 1250, 1260	Mineral Fiber	
P246	1R, UR, & UBR	250, 260, 1250, 1260	Mineral Fiber	
P250	1, 1-1/2R, UR, & UBR	250, 1250	Mineral Fiber	

Legend

"R" = Restrained Assembly, "UR" = Unrestrained Assembly, "UBR" - Unrestrained Beam Assembly, "FR" = Finish Rating

Roof Ceiling Designs

Description	Design Number	Hourly Rating	Grid Systems	Panel Type
 <p>Insulation, Steel Deck and Steel Joists</p>	P251	1, 1-1/2 R, UR & UBR	250, 1250	Mineral Fiber
		1R, UR & UBR	260, 1260	Mineral Fiber
		1R, UR & UBR	4050	Mineral Fiber
	P254	1R, 3/4 UR & UBR	4550	Mineral Fiber
	P255	1R, UR & UBR	250, 260, 1250, 1260	Mineral Fiber
	P259	1R & UR	250, 260, 1250, 1260, 4050	Mineral Fiber
	P260	1R & UR	250, 260, 1250, 1260, 4050	Mineral Fiber
	P261	1R, UR & UBR	250, 260, 1250, 1260, 4050	Mineral Fiber
	P264	1R & UR	250, 260, 1250, 1260	Mineral Fiber
	P506	1-1/2 R & UR	650	Taped Gypsum
	P507	1-1/2 R & UR	650	Taped Gypsum
	P508	1R & UR	650	Taped Gypsum
	P509	1R, UR & UBR	650	Taped Gypsum
	P510	1, 1-1/2 R & UR	650	Taped Gypsum
	P513	1-1/2 R, UR & UBR	650	Taped Gypsum
	P514	2R & UR	650	Taped Gypsum

Legend

"R" = Restrained Assembly, "UR" = Unrestrained Assembly, "UBR" - Unrestrained Beam Assembly, "FR" = Finish Rating

General Notes

The hourly rating assigned to grid components, or the ceiling grid systems, cannot be achieved independent of the ceiling assembly of which it is part.

Hanger wire spacing should not exceed the design's stated center spacing but may be less than specified.

The plenum depth stated in each design represents the minimum acceptable plenum depth. Therefore, the plenum depth may be greater, but not less, than specified in the design.

Have Questions?

Contact Rockfon Technical Support by calling **800-323-7164**, prompt 2 and we can provide assistance on your project.